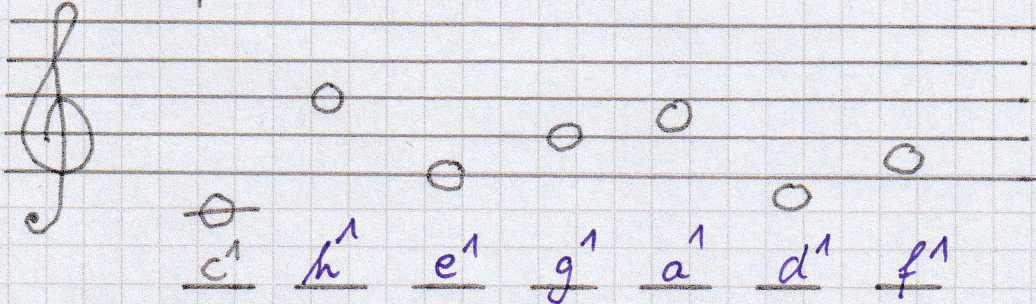


Übung: Noten lesen (2.)


Jetzt üben wir praktisch das Notenlesen:

1) Wie heißen die Noten?



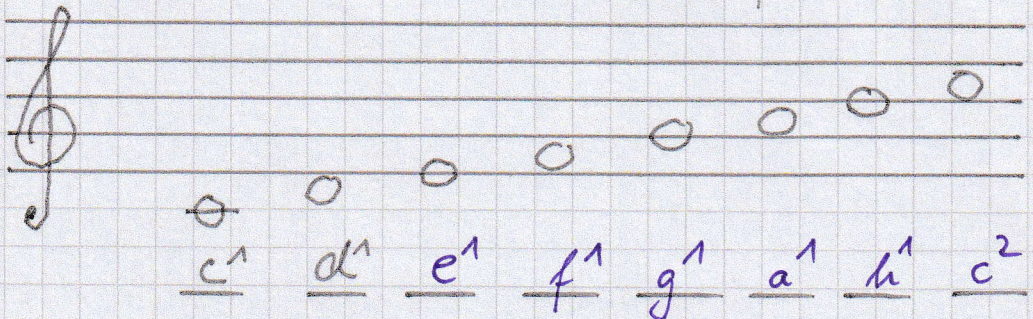
A musical staff in treble clef with seven notes. The notes are: C4 (first line), D4 (first space), E4 (second line), F4 (second space), G4 (third line), A4 (third space), and B4 (fourth line). Below the staff, the notes are labeled in blue ink: c¹, h¹, e¹, g¹, a¹, d¹, and f¹.

2) Schreibe die Noten in ganzen Notenwerten auf.



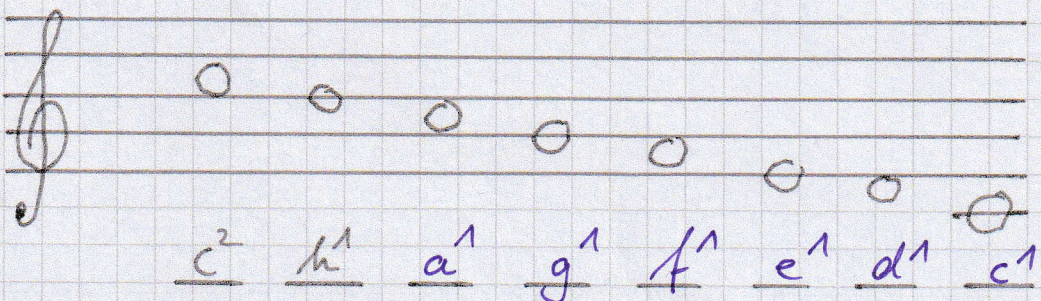
A musical staff in treble clef with seven notes. The notes are: C4 (first line), D4 (first space), E4 (second line), F4 (second space), G4 (third line), A4 (third space), and B4 (fourth line). Below the staff, the notes are labeled in blue ink: h¹, e¹, e², f¹, c¹, g¹, and d¹.

3) Benenne die Noten (Tonleiter aufwärts).



A musical staff in treble clef with eight notes. The notes are: C4 (first line), D4 (first space), E4 (second line), F4 (second space), G4 (third line), A4 (third space), B4 (fourth line), and C5 (fifth line). Below the staff, the notes are labeled in blue ink: c¹, d¹, e¹, f¹, g¹, a¹, h¹, and c².

4) Benenne die Noten (Tonleiter abwärts).



A musical staff in treble clef with eight notes. The notes are: C5 (fifth line), B4 (fourth line), A4 (third space), G4 (third line), F4 (second space), E4 (second line), D4 (first space), and C4 (first line). Below the staff, the notes are labeled in blue ink: c², h¹, a¹, g¹, f¹, e¹, d¹, and c¹.